



MLA


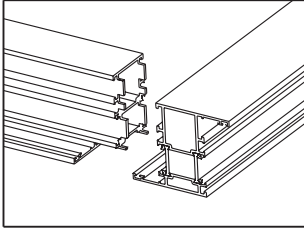
Steel, Alu and Pvc Doors&Windows Machinery



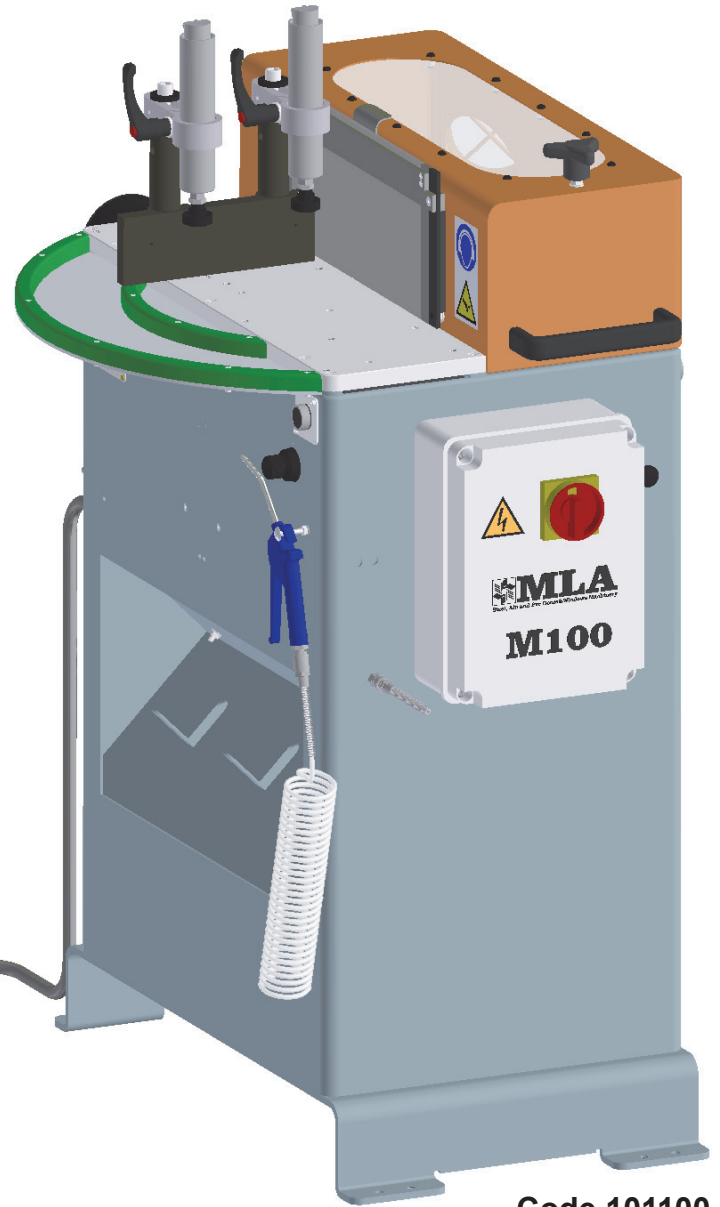
M100

Version 1.3 - 11/2016

Semiautomatic end-milling machine for aluminium and pvc profiles



Code 101100+502444



Code 101100

CE

The end-milling machine M100 is conceived to mill profiles **up to 125mm in width** at angles from 30° to 135°.

The profile is blocked by two vertical clamp cylinders, operating at low/high pressure.

The machine is equipped with a **certified bimanual control device** (EN574-3A).

The feed of the milling unit happens by means of an **oil-pneumatic cylinder**.


The motor (1,5Kw at 2800rpm) is provided with a separate **braking circuit**, capable of stopping the rotation within few seconds.

The motor carriage moves on recirculating balls **guide bushes**.

The standard profile table guarantees a steady support to profiles up to 0,8m in length. An optional wide fold-away support (code 502444) is available for longer profiles.

On the end-milling machine M100 it is possible to adjust the milling starting point by placing the motor close to the profile.

Thanks to a vertically adjustable revolver with 6 stops, the profiles milling depth can be regulated correctly.



Functioning

By pushing the switch on the right side of the electrical board, the low pressure clamping is activated.

By pushing simultaneously the bimanual buttons on the right and left side of the machine, the clamping becomes high pressure, the motor starts rotating and the milling begins. It ends when at least one of the bimanual buttons is released.

The motor stops within few seconds and at the same time the return stroke begins; by pulling the switch the profile is unclamped.


It is possible to accomplish the (pneumatic) **rapid change** of the mills group by turning the time-controlled safety knob and by opening the protection cover.

The profile enters the working box passing through 5mm thick polycarbonate strips. These guarantee the operator's safety by shielding him from possible splintering tool and material, in compliance with the current safety rules.

The viewing window on top of the cover is made of scratch-resistant polycarbonate and ensures a perfect view of the working area throughout the years.

A connection to the aspirator Ø100mm is placed on the side of the cover.

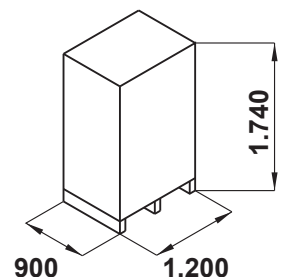


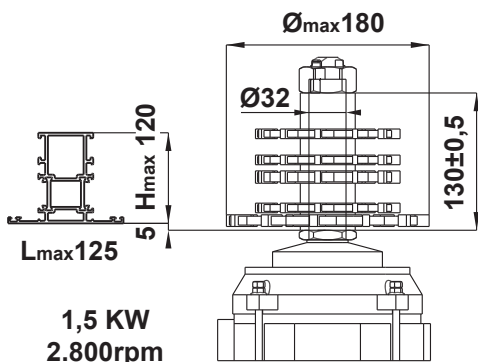
The nickel-clad, ground and polished working surface guarantees perfect smoothness and scratch-resistance.



An optional horizontal clamp (code 502507) enables to block the profile at angles from 45° to 135°. This clamping includes four "T" nuts acting as a guide and vertical stop for the counter shapes, which can be inserted and replaced within few seconds.

The angle scale embedded in the adjustable clamp ensures an accurate and clearly visible profile positioning at any angle.

The machine can be equipped with an optional kit composed of micro mist-sprayer and 5lt tank, for aluminium profiles working.



The Company reserves the right to amend and improve its products without notice.