




The units can be positioned with ease and precision thanks to the wide crank- handles (B) that, through trapezoidal screws (A), make the carriages glide along L-shaped guideways.

Both guideways and carriages are obtained from robust iron castings.

Each unit is provided with its own graduated ruler and the lower unit is also equipped with a display (C).



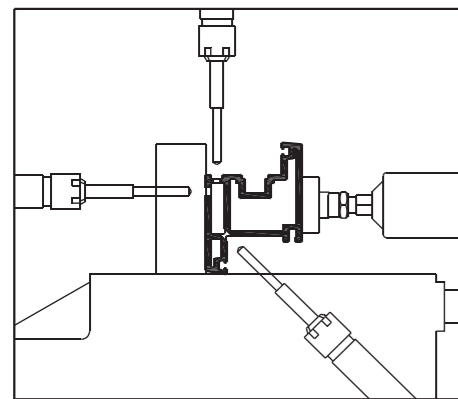
Fixed frontal protection made of scratch resistant polycarbonate.



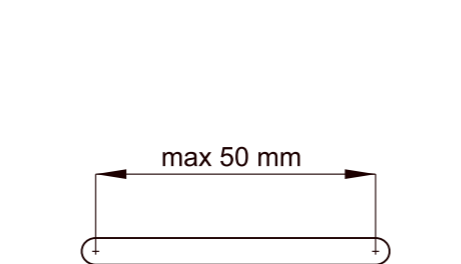
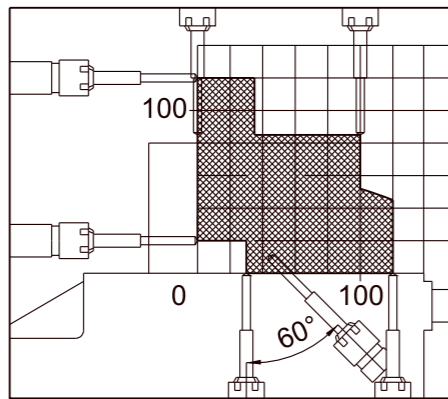
The approaching and entry stroke of all units is 50mm long and can be easily regulated by a comfortably reachable revolver with 6 stop devices.



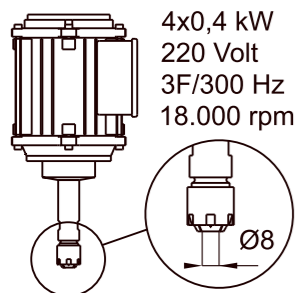
Optional: long lasting AlTiN-clad Hss+8%Co mills with low noise emission at high frequencies.



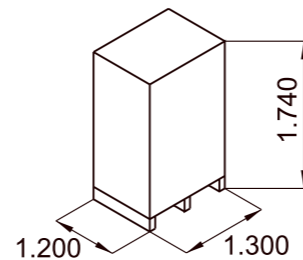
The profile positioning has been designed to have the fewest regulations possible.



The milling stroke can go from 0÷50mm (this can be set by MLA before delivery).




4x0,4 kW
220 Volt
3F/300 Hz
18.000 rpm




Semiautomatic water slot milling machine

The water slot milling machine **WS42EVO** consists of 4 milling units with high frequency electric spindles, all driven by inverter: vertical M1, horizontal M2 and adjustable lower M3 and M4. Having 2 lower motors, one can be always positioned on the right and the other on the left side of the machine centre and it is therefore not necessary to reposition the lower spindle.




Code 100842EVO

The Company reserves the right to amend and improve its products without notice.



WS42EVO is equipped with **extended** lateral profile **supports** enabling to position "long" profiles that need intermediate milling operations.

Each support, both on the left and on the right, is provided with 2 lateral stops that slide on a bar with millimetre scale for a precise positioning.



On **WS42EVO** the stroke of the vertical unit is **75mm** long.

Timer to regulate the duration of the drilling phase before milling starts.

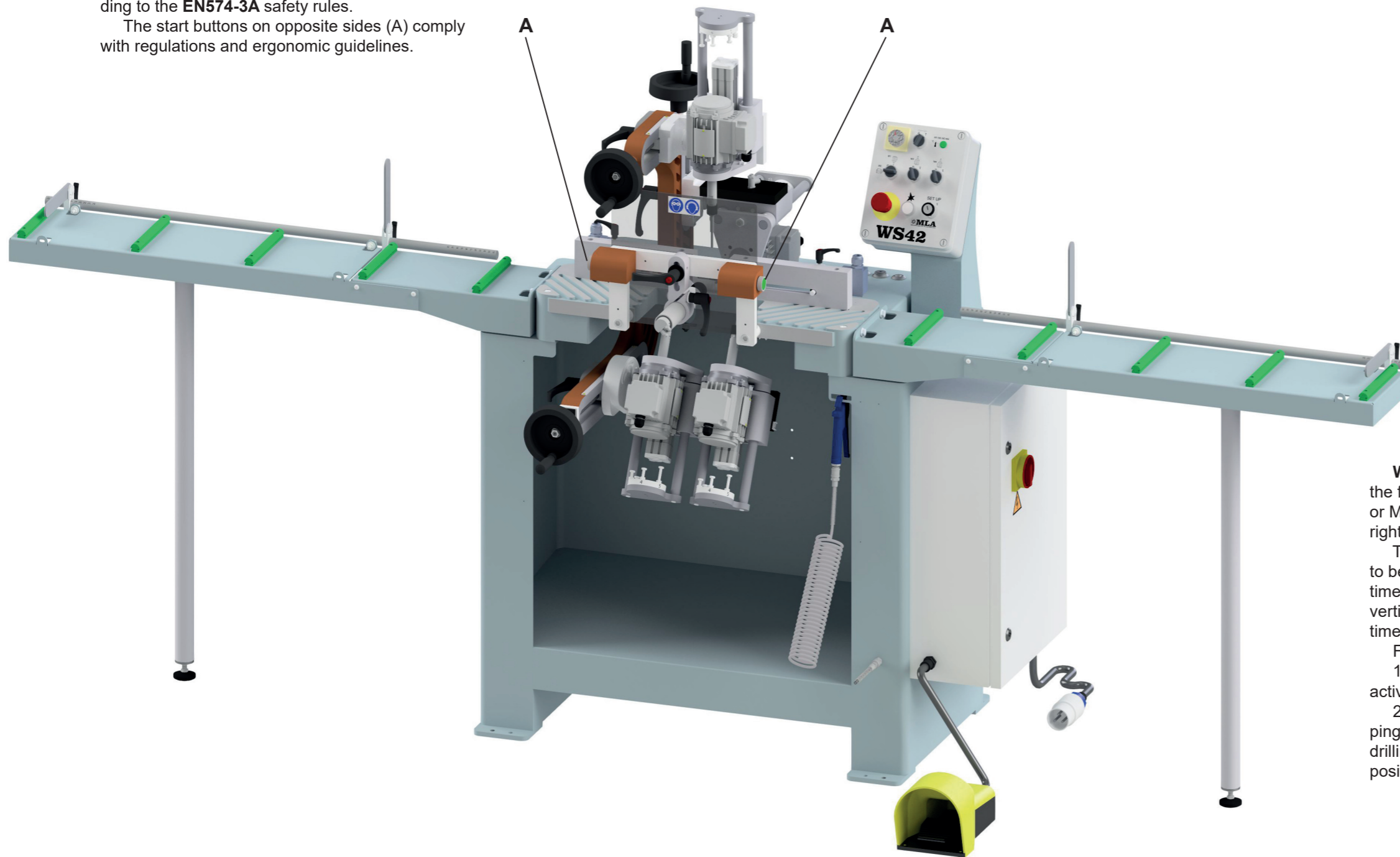
Selector for drilling cycle only.



Before beginning the working operation, it is possible to **simulate** the movement of each unit with the "**setup**" function, without starting the motors.

The bimanual control device is certified according to the **EN574-3A** safety rules.

The start buttons on opposite sides (A) comply with regulations and ergonomic guidelines.



WS42EVO is characterised by the extreme speed in carrying out the finished piece, thanks to an **automatic starting system** of the M3 or M4 motor, capable of detecting if the profile has to be milled on the right end (activation of M4) or on the left end (activation of M3).

This system can also establish if the middle area of the profile has to be milled as well. In this case, M3 and M4 are activated at the same time and they can work together with M1 or M2: two lower and one vertical or horizontal milling operations can be performed at the same time, by positioning and machining the profile only once.

Functioning:

- 1) By pushing the pedal, the low pressure blocking of the profile is activated (*enabling to check its effectiveness*);
- 2) By pushing the bimanual start buttons, the high pressure clamping and the working cycle (managed by a PLC) are activated: drilling, milling, return milling for finishing, spindle return to rest position and automatic opening of the clamps.